



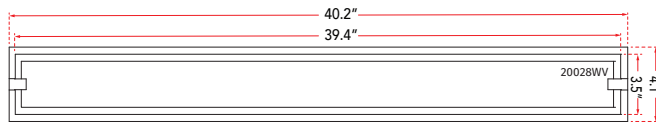

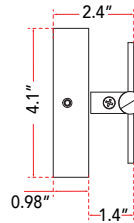
ABRA MODEL **20028WV-CH**

40" Vanity with MBear Edged Frosted Glass Panel with High Output Dimmable LED

FAMILY NAME **Blaze**

UPC **00858083007221**

Side Elevation



FIXTURE MATERIAL				FIXTURE DIMENSIONS IN INCHES										
Frame Material	Finishes Available	Diffuser Type	Diffuser Finish	Diameter	Height	o.a.h	Width	Length	Ext	Weight	ADA	Location	Rating	Compliance
Metal	CH-Chrome BN-Brushed Nickel	Glass	Frosted		3.5	4.1		40.2	2.4	10.5	Compliant	Wall Mount only	Damp Location	cETL T-24
LAMPING										Compatible Dimmers		Junction Box Type		SUPPLIED
Lamp Type	Lamp qty	Wattage	Max Wattage	Base	Kelvin	CRI	Initial Lumen's	Delivered Lumen's	Voltage	ELV		Standard 4 x 4 Octagon Box		
LED	1	48w	48w	Solid State Module	3000k	90+	4080	2856 estimated	120v	SPECIAL NOTES				

ABRA LIGHTING
NEOTERIC DESIGN

4575 Carter Court Chino California 91710
Phone: 949-940-1155 • Toll Free 800-295-7121
www.abralighting.com

Project Name				
Date		Type		